

English version

Funai District Sanitation Management Association (Nantan City and Kyotamba Town)

How to Sort and Dispose of Garbage

Promises

- ◎ Separate garbage into **each type**. ◎ Dispose of burnable garbage and plastic garbage in the **designated bags**.
 - ◎ Firmly tie garbage bags to prevent their content from spilling.
 - ◎ Dispose of garbage at the designated place **by 8:30 a.m. on the garbage disposal day**.
- *Please note that if you do not follow the rules we might not be able to take your garbage away!**

Garbage that is collected

Garbage type	Examples	How to dispose of it
Burnable garbage	Kitchen scraps, leather goods, plastic products, etc.	Dispose of it using the designated bags.
Plastic garbage	Items with this symbol that are not dirty or stained, etc.	Dispose of it using the designated bags. Do not place plastic garbage in the designated bag while wrapped in another bag.
Paper cartons	Milk cartons, condiment packages, etc.	Wash in water, and dry.
Cardboard boxes	Cardboard boxes	Crush into a small size and bundle with string or something similar.
Miscellaneous paper	Paper boxes, newspapers, magazines, leaflets, books, etc.	Bundle with a bag, string, or something similar.
Plastic bottles	Plastic bottles for soft drinks, tea, etc.	Remove the lid and label, wash it in water, and crush or squeeze to make it smaller.
Glass bottles	Empty bottles, glass, plates, ceramics, etc.	Remove stoppers or caps, wash in water and dry.
Batteries	Batteries, lighters, etc.	Place tape on batteries and ensure lighters are entirely used up.
Hazardous	LEDs, fluorescent lights, light bulbs, etc.	Dispose of it by putting it into a box or bag and writing your name on it.
Aluminum	Aluminum cans, aluminum foil, etc.	Dispose of it by putting it into a box or bag and writing your name on it.
Metal	Umbrellas, cans, cords, pots, blades, etc.	Dispose of it by putting it into a box or bag and writing your name on it.
Home appliance garbage	Air conditioners, washing machines, vacuum cleaners, hair dryers, etc.	Attach a common sticker for oversized/home appliance garbage on items 30 centimeters or bigger. Dispose of it by putting it into a box or bag and writing your name on it.
Oversized garbage (larger than 50 centimeters)	Bicycles, futons, chests of drawers, beds, sofas, etc.	Attach a common sticker for oversized/home appliance garbage on items 50 centimeters or bigger. Dispose of it by putting it into a box or bag and writing your name on it.

Garbage that is not collected

Items that are difficult to process.	Stones, sand, cars, motorcycles, tires, fertilizer, paint, chemicals, etc.
Industrial waste	Metal, plastic, etc., generated from places of business

Items you can dispose of for free by taking them directly to the clean center

Clothes (not torn or dirty), cardboard boxes, paper cartons, miscellaneous paper, items made from aluminum

Burnable garbage

Collect and dispose of at the designated place twice a week.

- ◎ Buy the designated blue bags at shops that sell them.
- ◎ You can dispose of up to three bags each time.
- ◎ Place garbage in them so that it does not overflow and tie up the mouth of the bag.



Size	10 per set
45 liters	792 yen
30 liters	660 yen
15 liters	330 yen

Plastic garbage

Collect and dispose of at the designated place twice a month.

- ◎ Buy the designated transparent bags at shops that sell them.
- ◎ You can dispose of up to three bags each time.
- ◎ Place items with this symbol that are not dirty or stained into a bag to dispose of them.
- ◎ Do not place plastic garbage in the designated bag while wrapped in another bag.



Size	10 per set
45 liters	330 yen
30 liters	220 yen

Cardboard boxes

Collect and dispose of at the designated place once a month.

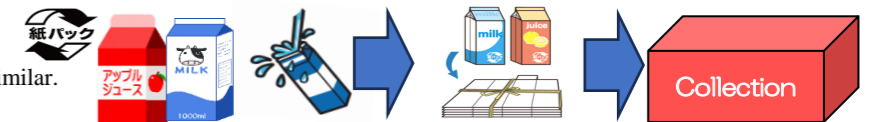
- ◎ Crush or flatten to make it smaller.
- ◎ Bundle with string or something similar.
- ◎ Do not dispose together with miscellaneous paper.



Paper cartons

Collect and dispose of at the designated place once a month.

- ◎ Wash in water to remove dirt, stains, etc.
- ◎ Cut open.
- ◎ Dry and bundle with string or something similar.
- ◎ Place it in the designated case.



Miscellaneous paper

Collect and dispose of at the designated place once a month.

- ◎ Do not dispose of items that are dirty or smelly.
- ◎ Remove any items with plastic or metal attached.
- ◎ Specially processed items cannot be disposed of.



***Please tie it up with string or something similar.**

Plastic bottles

Collect and dispose of at the designated place once a month.

- ◎ Remove labels and caps.
- ◎ Wash in water.
- ◎ Crush or squeeze to make it smaller.

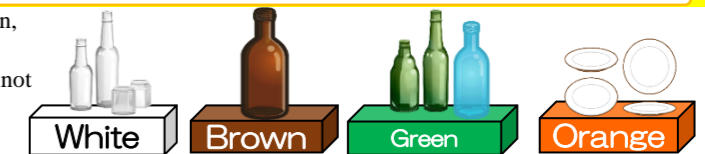


***You don't have to remove the rings of caps or lids left on bottlenecks.**

Glass bottles

Collect and dispose of at the designated place once a month.

- ◎ Dispose of it by separating it into white, brown, green, and orange containers.
- ◎ When disposing of broken items, make sure they cannot scatter.



***Dispose according to the color of the lip.**

Batteries

Collect and dispose of at the designated place four times a year.

- ◎ Empty lighters of all gas. Only place items that are entirely used up.
- ◎ Place lighters into bags, etc.
- ◎ Place tape on the positive and negative terminals of batteries when disposing of them.



Hazardous items

Collect and dispose of at the designated place once every two months.

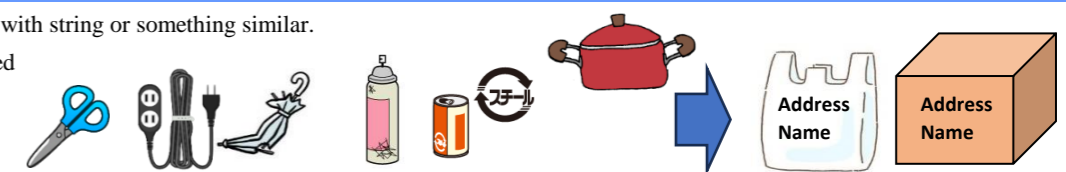
- ◎ Write your name onto a box or bag and dispose of it.
- ◎ Use string or something similar to tie up long items like fluorescent lights.
- ◎ Make sure broken items cannot scatter.



Metal items

Collect and dispose of at the designated place once every two months.


- ◎ Items not longer than 50 centimeters.
- ◎ Bundle cords with string or something similar.
- ◎ Dispose of spray cans by ensuring they are entirely used up and puncturing them.
- ◎ Make sure blades are safe when disposing of them.
- ◎ Write your name onto a box or bag and dispose of it.



Aluminum

Collect and dispose of at the designated place once every two months.

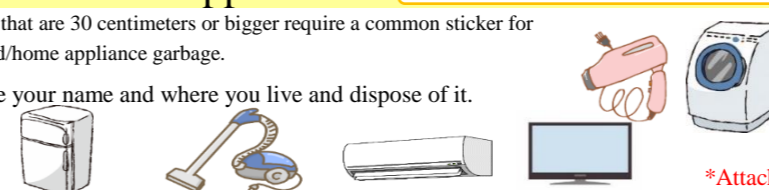
- ◎ Items not longer than 50 centimeters.
- ◎ Items that have a symbol indicating that they are made from aluminum.
- ◎ Dispose of any dirt or stains by cleaning them.
- ◎ Write your name onto a box or bag and dispose of it.



Home appliances

Collect and dispose of at the designated place once every two months.

- ◎ Items that are 30 centimeters or bigger require a common sticker for oversized/home appliance garbage.
- ◎ Write your name and where you live and dispose of it.



***Place the sticker on the back or side of a TV or monitor.**

***Stickers are not needed for items that are smaller in length than 30 centimeters.**

***Dispose as they are without disassembling them.**

***Attach the required amount of common sticker for oversized/home appliance garbage.**

Oversized garbage

Collect and dispose of at the designated place once every two months.

- ◎ Items that are 50 centimeters or bigger require a common sticker for oversized/home appliance garbage.
- ◎ Write your name and where you live and dispose of it.



***Attach the required amount of common sticker for oversized/home appliance garbage.**

